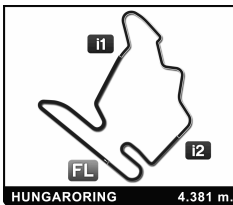




Trofeo **IRELLI**

HUBLOT



COPPA SHELL HUNGARORING Qualifying 1

Provisional Classification

Nr.	Driver	Nat	Team	Car	Time	Lap	Total	Gap	Kph	
1	192 Jacques DUYVER	BEL	Kessel Racing		1:50.804	8	9	-	-	142.3
2	180 Gautam SINGHANIA	IND	Kessel Racing		1:50.890	3	8	+0.086	+0.086	142.2
3	177 Fons SCHELTEMA	NLD	Kessel Racing	GE	1:51.544	4	8	+0.740	+0.654	141.4
4	181 Erich PRINOTH	ITA	Ineco - MP Racing	GE	1:51.798	4	5	+0.994	+0.254	141.1
5	151 Thomas LOEFLAD	DEU	StileF Squadra Corse		1:51.975	4	9	+1.171	+0.177	140.8
6	114 Gerald GROHMANN	AUT	Ferarri Budapest	GE	1:52.146	10	10	+1.342	+0.171	140.6
7	198 Eric CHEUNG	CAN	AF Corse		1:52.212	6	10	+1.408	+0.066	140.6
8	161 Thomas GOSTNER	ITA	Ineco - MP Racing	GE	1:52.274	5	10	+1.470	+0.062	140.5
9	144 Vladimir HLADIK	SVK	Scuderia Praha		1:52.441	2	7	+1.637	+0.167	140.3
10	127 Tommy LINDROTH	SWE	Baron Service		1:52.444	6	8	+1.640	+0.003	140.3
11	112 Rick LOVAT	CAN	Kessel Racing	GE	1:52.565	10	11	+1.761	+0.121	140.1
12	155 Holger LANGE	CHE	Foitek Racing	GE	1:52.885	5	10	+2.081	+0.320	139.7
13	183 Manuela GOSTNER	ITA	Ineco - MP Racing		1:53.408	5	12	+2.604	+0.523	139.1
14	131 Kriton LENDOUDIS	GRC	AF Corse	GE	1:53.409	12	12	+2.605	+0.001	139.1
15	128 Christian KINCH	SWE	Lueg Sportivo		1:54.205	12	12	+3.401	+0.796	138.1
16	133 Murat Ruhu CUHADAROLU	TUR	Kessel Racing		1:54.247	6	7	+3.443	+0.042	138.0
17	117 Dusan PALCR	CZE	Scuderia Praha		1:54.760	8	14	+3.956	+0.513	137.4
18	187 Roberto CAVA	ITA	Rosscorsa	GE	1:56.533	11	15	+5.729	+1.773	135.3
19	195 Christian HOBOMM	SWE	Autoropa	GE	2:01.296	3	6	+10.492	+4.763	130.0

Fastest Lap

Lap 8

Jacques DUYVER

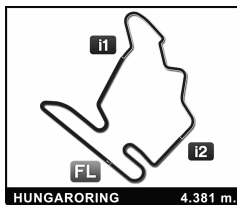
1:50.804

142.3 Kph



Trofeo **IRELLI**

HUBLOT



COPPA SHELL HUNGARORING

Race 1 (30')

Provisional Classification

Drivers	Nat	Team	Vehicle	Class	Laps	Total Time	Gap	Kph	Best Lap		
									Lap	Time	Kph
1 192 Jacques DUYVER	BEL	Kessel Racing			16	30:22.244	-	138.5	11	1:53.113	139.4
2 180 Gautam SINGHANIA	IND	Kessel Racing			16	30:27.498	+5.254	138.1	5	1:52.978	139.6
3 177 Fons SCHELTEMA	NLD	Kessel Racing		GE	16	30:28.465	+6.221	138.0	8	1:52.976	139.6
4 151 Thomas LOEFFLAD	DEU	StileF Squadra Corse			16	30:33.897	+11.653	137.6	14	1:53.720	138.7
5 114 Gerald GROHMANN	AUT	Ferarri Budapest		GE	16	30:38.015	+15.771	137.3	3	1:53.734	138.7
6 144 Vladimir HLADIK	SVK	Scuderia Praha			16	30:49.767	+27.523	136.4	8	1:53.924	138.4
7 198 Eric CHEUNG	CAN	AF Corse			16	30:51.816	+29.572	136.3	6	1:54.485	137.8
8 161 Thomas GOSTNER	ITA	Ineco - MP Racing		GE	16	30:57.726	+35.482	135.8	13	1:54.876	137.3
9 155 Holger LANGE	CHE	Foitek Racing		GE	16	30:58.276	+36.032	135.8	5	1:54.341	137.9
10 112 Rick LOVAT	CAN	Kessel Racing		GE	16	30:58.669	+36.425	135.8	7	1:54.027	138.3
11 131 Kriton LENDOUDIS	GRC	AF Corse		GE	16	30:59.600	+37.356	135.7	6	1:54.617	137.6
12 183 Manuela GOSTNER	ITA	Ineco - MP Racing			16	31:02.637	+40.393	135.5	13	1:54.597	137.6
13 127 Tommy LINDROTH	SWE	Baron Service			16	31:17.050	+54.806	134.4	13	1:53.928	138.4
14 117 Dusan PALCR	CZE	Scuderia Praha			16	31:28.174	+1:05.930	133.6	15	1:54.940	137.2
15 128 Christian KINCH	SWE	Lueg Sportivo			16	31:42.235	+1:19.991	132.7	13	1:56.363	135.5
16 187 Roberto CAVA	ITA	Rossocorsa		GE	16	32:11.079	+1:48.835	130.7	6	1:57.668	134.0

Not classified:

195 Christian HOBOHM	SWE	Autoropa		GE	9	19:43.227			4	2:00.857	130.5
181 Erich PRINOTH	ITA	Ineco - MP Racing		GE	5	9:33.642			5	1:53.406	139.1
133 Murat Ruhi CUHADAROGLU	TUR	Kessel Racing									

Pole Position

J. DUYVER

1:50.804

142.3 Kph

Fastest Lap

Lap 8

Fons SCHELTEMA

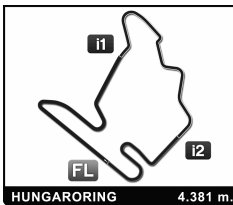
1:52.976

139.6 Kph



Trofeo **IRELLI**

HUBLOT



COPPA SHELL
HUNGARORING
 Qualifying 2

Provisional Classification

Nr.	Driver	Nat	Team	Car	Time	Lap	Total	Gap	Kph	
1	151 Thomas LOEFFLAD	DEU	StileF Squadra Corse		1:50.853	8	11	-	-	142.3
2	114 Gerald GROHMANN	AUT	Ferrari Budapest	GE	1:51.249	11	14	+0.396	+0.396	141.8
3	144 Vladimir HLADIK	SVK	Scuderia Praha		1:51.490	9	10	+0.637	+0.241	141.5
4	181 Erich PRINOTH	ITA	Ineco - MP Racing	GE	1:51.571	3	6	+0.718	+0.081	141.4
5	192 Jacques DUUYER	BEL	Kessel Racing		1:51.635	10	13	+0.782	+0.064	141.3
6	177 Fons SCHELTEMA	NLD	Kessel Racing	GE	1:51.757	8	13	+0.904	+0.122	141.1
7	180 Gautam SINGHANIA	IND	Kessel Racing		1:52.013	12	14	+1.160	+0.256	140.8
8	112 Rick LOYAT	CAN	Kessel Racing	GE	1:52.047	14	15	+1.194	+0.034	140.8
9	127 Tommy LINDROTH	SWE	Baron Service		1:52.052	6	11	+1.199	+0.005	140.8
10	198 Eric CHEUNG	CAN	AF Corse		1:52.217	12	14	+1.364	+0.165	140.5
11	131 Kriton LENDOUDIS	GRC	AF Corse	GE	1:52.551	11	14	+1.698	+0.334	140.1
12	161 Thomas GOSTNER	ITA	Ineco - MP Racing	GE	1:52.674	11	14	+1.821	+0.123	140.0
13	155 Holger LANGE	CHE	Foitek Racing	GE	1:52.676	8	13	+1.823	+0.002	140.0
14	183 Manuela GOSTNER	ITA	Ineco - MP Racing		1:53.034	11	14	+2.181	+0.358	139.5
15	133 Murat Ruhi CUHADAROGLU	TUR	Kessel Racing		1:53.678	5	6	+2.825	+0.644	138.7
16	128 Christian KINCH	SWE	Lueg Sportivo		1:53.690	13	13	+2.837	+0.012	138.7
17	117 Dusan PALCR	CZE	Scuderia Praha		1:54.809	14	14	+3.956	+1.119	137.4
18	187 Roberto CAVA	ITA	Rosscorsa	GE	1:57.564	11	13	+6.711	+2.755	134.2

Max. qual. time: 2:02.317

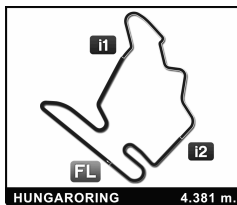
195	Christian HOBOMM	SWE	Autoropa	GE	2:02.363	5	11			128.9
-----	-------------------------	-----	----------	----	-----------------	---	----	--	--	--------------

Fastest Lap	Lap 8	Thomas LOEFFLAD	1:50.853	142.3 Kph
--------------------	-------	-----------------	-----------------	-----------



Trofeo **IRELLI**

HUBLOT



COPPA SHELL HUNGARORING

Race 2 (30')

Final Classification

Drivers	Nat	Team	Vehicle	Class	Laps	Total Time	Gap	Kph	Best Lap		
									Lap	Time	Kph
1 144 Vladimir HLADIK	SVK	Scuderia Praha			16	31:38.197	-	132.9	11	1:55.637	136.4
2 127 Tommy LINDROTH	SWE	Baron Service			16	32:17.167	+38.970	130.3	8	1:57.877	133.8
3 151 Thomas LOEFFLAD	DEU	StileF Squadra Corse			16	32:31.218	+53.021	129.3	10	1:53.565	138.9
4 180 Gautam SINGHANIA	IND	Kessel Racing			16	32:44.891	+1:06.694	128.4	13	1:57.887	133.8
5 177 Fons SCHELTEMA	NLD	Kessel Racing		GE	16	32:51.164	+1:12.967	128.0	14	1:54.694	137.5
6 192 Jacques DUUYVER	BEL	Kessel Racing			16	32:54.171	+1:15.974	127.8	13	1:54.737	137.5
7 155 Holger LANGE	CHE	Foitek Racing		GE	15	31:55.529	1 Lap	123.5	15	2:04.889	126.3
8 131 Kriton LENDOUDIS	GRC	AF Corse		GE	15	31:55.556	1 Lap	123.5	14	1:56.705	135.1
9 181 Erich PRINOTH	ITA	Ineco - MP Racing		GE	15	31:55.759	1 Lap	123.5	13	1:55.250	136.8
10 198 Eric CHEUNG	CAN	AF Corse			15	31:57.365	1 Lap	123.4	14	2:05.712	125.5
11 112 Rick LOVAT	CAN	Kessel Racing		GE	15	31:58.310	1 Lap	123.3	10	1:59.788	131.7
12 128 Christian KINCH	SWE	Lueg Sportivo			15	32:41.828	1 Lap	120.6	2	2:08.489	122.7
13 161 Thomas GOSTNER	ITA	Ineco - MP Racing		GE	15	32:48.983	1 Lap	120.2	9	1:56.730	135.1
14 117 Dusan PALCR	CZE	Scuderia Praha			15	33:10.200	1 Lap	118.9	9	2:01.155	130.2
15 183 Manuela GOSTNER	ITA	Ineco - MP Racing			15	33:17.011	1 Lap	118.5	13	1:56.110	135.8

Not classified:

133 Murat Ruhi CUHADAROGLU	TUR	Kessel Racing			9	20:12.697			5	2:07.571	123.6
114 Gerald GROHMANN	AUT	Ferrari Budapest		GE	9	20:13.057			9	1:58.051	133.6
195 Christian HOBBOHM	SWE	Autoropa		GE	5	16:44.083			2	2:08.613	122.6
187 Roberto CAVA	ITA	Rossocorsa		GE	4	8:46.428			4	2:08.617	122.6

Pole Position

T. LOEFFLAD

1:50.853

142.3 Kph

Fastest Lap

Lap 10

Thomas LOEFFLAD

1:53.565

138.9 Kph

