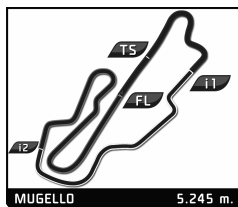




Trofeo **PIRELLI**

HUBLOT



FERRARI CHALLENGE COPPA SHELL

MUGELLO FINALE MONDIALE

World Final (40')

Final Classification

Drivers	Nat	Team	Vehicle	Class	Laps	Total Time	Gap	Kph	Best Lap			
									Lap	Time	Kph	
1 181 Erich PRINOTH	ITA	Ineco - MP Racing		S EU	21	40:58.574	-	161.3	6	1:55.364	163.7	
2 177 Fons SCHELTEMA	NLD	Kessel Racing		S EU	21	41:15.988	+17.414	160.1	9	1:56.004	162.8	
3 112 Rick LOVAT	CAN	Kessel Racing		S EU	21	41:35.451	+36.877	158.9	6	1:56.032	162.7	
4 180 Gautam SINGHANIA	IND	Kessel Racing		S EU	21	41:41.394	+42.820	158.5	20	1:56.119	162.6	
5 131 Kriton LENDOUDIS	GRC	AF Corse		S EU	21	41:41.800	+43.226	158.5	4	1:56.947	161.5	
6 570 Xin JIN	CHN	Prestige Group		S APAC	21	41:51.750	+53.176	157.9	12	1:57.653	160.5	
7 399 Barry ZEKELMAN	CAN	Ferrari of Ontario		S NA	21	41:52.336	+53.762	157.8	12	1:57.526	160.7	
8 173 Corinna GOSTNER	ITA	Ineco - MP Racing		S EU	21	41:56.575	+58.001	157.6	12	1:57.400	160.8	
9 111 Holger HARMSEN	DEU	Lueg Sportivo		S EU	21	41:57.819	+59.245	157.5	6	1:57.357	160.9	
10 377 Joe COURTNEY	USA	Miller Motor Cars		S NA	21	41:58.746	+1:00.172	157.4	14	1:57.502	160.7	
11 319 Chris CAGNAZZI	USA	Ferrari of Long Island		S NA	21	41:58.824	+1:00.250	157.4	14	1:56.921	161.5	
12 117 Dusan PALCR	CZE	Scuderia Praha		S EU	21	42:13.251	+1:14.677	156.5	15	1:58.324	159.6	
13 525 Tadakazu KOJIMA	JPN	Rosso Scuderia KK		S APAC	21	42:17.700	+1:19.126	156.3	7	1:56.876	161.6	
14 548 Bo SONG	CHN	CTF Group		S APAC	21	42:18.294	+1:19.720	156.2	20	1:58.251	159.7	
15 183 Manuela GOSTNER	ITA	Ineco - MP Racing		S EU	21	42:39.494	+1:40.920	154.9	5	1:58.329	159.6	
16 507 Ken SETO	JPN	Rosso Scuderia KK		S APAC	21	42:42.697	+1:44.123	154.7	7	1:59.214	158.4	
17 133 Murat Ruhl CUHADAROGLU	TUR	Kessel Racing		S EU	21	42:42.875	+1:44.301	154.7	5	1:57.857	160.2	
18 568 Yanbin XING	CHN	CTF Group		S APAC	21	42:52.119	+1:53.545	154.2	6	1:57.977	160.0	
19 523 Alan YEO	AUS	Barbagallo Perth		S APAC	20	41:23.167		152.1	7	2:00.760	156.4	
20 378 Al HEGYI	USA	Ferrari of Newport Beach		S NA	20	41:23.640		1 Lap	152.1	6	1:59.253	158.3
21 195 Christian HOBOTHM	SWE	Scuderia Autoropa		S EU	20	42:34.989		1 Lap	147.8	10	2:02.757	153.8
22 516 Jing SHI	CHN	Ital Auto Shanghai		S APAC	18	42:38.901		3 Laps	132.8	14	2:06.680	149.1
23 505 Nan HU	CHN	CTF Group		S APAC	17	42:09.370		4 Laps	126.9	6	1:59.525	158.0
24 161 Thomas GOSTNER	ITA	Ineco - MP Racing		S EU	16	31:32.477		5 Laps	159.6	6	1:56.793	161.7
25 128 Christian KINCH	SWE	Lueg Sportivo		S EU	16	31:32.991		5 Laps	159.6	5	1:56.130	162.6
26 312 Dan O'NEAL	USA	Ferrari of Ft. Lauderdale		S NA	16	32:06.974		5 Laps	156.8	9	1:57.600	160.6
27 187 Roberto CAVA	ITA	Rosscorsa		S EU	14	29:42.877		7 Laps	148.3	9	2:01.319	155.6

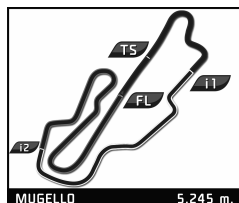
Not classified:

316 Al DELATTRE	USA	Miller Motor Cars		S NA	7	14:04.462			5	1:58.264	159.7
127 Tommy LINDROTH	SWE	Baron Service		S EU	1	2:08.447					
113 Paul VAN LOENHOUT	AUS	AF Corse		S EU	1	2:09.193					
151 Thomas LOEFFLAD	DEU	StileF Squadra Corse		S EU							
192 Jacques DUYVER	BEL	Kessel Racing		S EU							

Not started

198 Eric CHEUNG	CAN	AF Corse		S EU							
361 Jean-Claude SAADA	USA	Boardwalk Ferrari		S NA							

Pole Position		J. DUYVER	1:54.352	165.1 Kph
Fastest Lap	Lap 6	Erich PRINOTH	1:55.364	163.7 Kph

Trofeo **PIRELLI****HUBLOT****EU COPPA SHELL / NA**

MUGELLO

Race 2

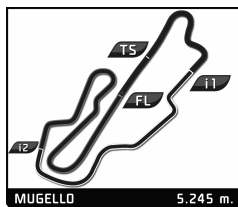
Final Classification by Group

Nr.	Driver	Nat	Team	Car	Laps	Total Time	Gap	Kph	Best Lap		
									Lap	Time	Kph
COPPA SHELL EU											
1	199 Dirk ADAMSKI	DEU	Autohaus Saggio		16	31:31.773		159.7	3	1:56.470	162.1
2	192 Jacques DUUYER	BEL	Kessel Racing		16	31:32.879	+1.106	159.6	15	1:56.952	161.5
3	177 Fons SCHELEMA	NLD	Kessel Racing		16	31:33.393	+1.620	159.6	5	1:56.692	161.8
4	144 Vladimir HLADIK	CZE	Scuderia Praha		16	31:36.462	+4.689	159.3	8	1:56.953	161.4
5	151 Thomas LOEFFLAD	DEU	StileF Squadra Corse		16	31:37.050	+5.277	159.3	8	1:56.929	161.5
6	181 Erich PRINOTH	ITA	Ineco - MP Racing		16	31:42.204	+10.431	158.8	9	1:57.444	160.8
7	180 Gautam SINGHANIA	IND	Kessel Racing		16	31:47.008	+15.235	158.4	3	1:56.895	161.5
8	161 Thomas GOSTNER	ITA	Ineco - MP Racing		16	31:47.260	+15.487	158.4	4	1:57.228	161.1
9	127 Tommy LINDROTH	SWE	Baron Service		16	31:48.810	+17.037	158.3	4	1:57.551	160.6
10	128 Christian KINCH	SWE	Lueg Sportivo		16	31:49.092	+17.319	158.2	6	1:57.964	160.1
11	113 Paul VAN LOENHOUT	AUS	AF Corse		16	31:50.538	+18.765	158.1	4	1:57.825	160.3
12	111 Holger HARMSEN	DEU	Lueg Sportivo		16	32:29.368	+57.595	155.0	4	1:58.539	159.3
13	133 Murat Ruhu CUHADAROGLU	TUR	Kessel Racing		15	31:05.476		151.8	3	1:58.896	158.8
14	195 Christian HOBHOM	SWE	Scuderia Autoropa		15	31:07.773	1 Laps	151.6	13	2:01.255	155.7
15	173 Corinna GOSTNER	ITA	Ineco - MP Racing		15	31:09.980	1 Laps	151.5	5	2:00.416	156.8
16	187 Roberto CAVA	ITA	Rossocorsa		15	31:42.339	1 Laps	148.9	7	2:01.777	155.1
17	112 Rick LOYAT	CAN	Kessel Racing		12	23:38.782	4 Laps	159.7	3	1:56.700	161.8
18	183 Manuela GOSTNER	ITA	Ineco - MP Racing		12	32:45.127	4 Laps	115.3	2	1:58.535	159.3
<i>Not classified:</i>											
	117 Dusan PALCR	CZE	Scuderia Praha		6	12:32.438		150.6	4	2:01.356	155.6
	131 Kriton LENDOUDIS	GRC	AF Corse		6	12:32.681	10 Laps	150.5	2	2:00.805	156.3
	198 Eric CHEUNG	CAN	AF Corse		6	12:33.064		150.4	6	1:59.552	157.9
COPPA SHELL NA											
1	377 Joe COURTNEY	USA	Miller Motor Cars		16	31:57.225		157.6	10	1:58.137	159.8
2	361 Jean-Claude SAADA	USA	Boardwalk Ferrari		16	31:57.614	+0.389	157.5	11	1:57.667	160.5
3	319 Chris CAGNAZZI	USA	Ferrari of Long Island		16	32:06.316	+9.091	156.8	4	1:58.402	159.5
4	316 AJ DELATRE	USA	Miller Motor Cars		16	32:07.870	+10.645	156.7	5	1:58.123	159.9
5	399 Barry ZEKELMAN	CAN	Ferrari of Ontario		16	32:19.787	+22.562	155.7	9	1:58.341	159.6
6	312 Dan O'NEAL	USA	Ferrari of Ft. Lauderdale		16	32:40.714	+43.489	154.1	6	1:58.910	158.8
7	378 AJ HEGYI	USA	Ferrari of Newport Beach		15	31:28.659	1 Laps	150.0	4	2:00.254	157.0
TROFEO PIRELLI NA											
1	238 Gregory ROMANELLI	USA	The Collection		16	31:02.823		162.2	5	1:54.766	164.5
2	277 Emmanuel ANASSIS	CAN	Ferrari of Quebec		16	31:14.848	+12.025	161.1	2	1:55.183	163.9
3	259 John FARANO	CAN	Ferrari of Ft. Lauderdale		16	31:25.093	+22.270	160.3	10	1:55.920	162.9
TROFEO PIRELLI NA AM											
1	218 James WEILAND	USA	Ferrari of San Francisco		16	31:26.694		160.1	2	1:56.447	162.2
2	266 Ross GARBER	USA	Ferrari of San Francisco		16	31:32.301	+5.607	159.7	3	1:56.813	161.6
3	291 Anthony IMPERATO	USA	Ferrari of Long Island		16	31:41.568	+14.874	158.9	2	1:56.668	161.8
4	208 Mike ZOI	USA	Ferrari of Ft. Lauderdale		16	31:44.948	+18.254	158.6	4	1:57.753	160.4
5	233 Arthur ROMANELLI	USA	The Collection		16	31:51.268	+24.574	158.1	5	1:58.020	160.0



Trofeo **PIRELLI**

HUBLOT



EU COPPA SHELL / NA

MUGELLO

Race 1 (30')

Final Classification

	Drivers	Nat	Team	Vehicle	Class	Laps	Total Time	Gap	Kph	Best Lap		
										Lap	Time	Kph
1	180 Gautam SINGHANIA	IND	Kessel Racing		S EU	16	31:20.683	-	160.6	4	1:56.504	162.1
2	181 Erich PRINOTH	ITA	Ineco - MP Racing		S EU	16	31:20.925	+0.242	160.6	4	1:56.428	162.2
3	238 Gregory ROMANELLI	USA	The Collection		P NA	16	31:28.949	+8.266	159.9	5	1:55.487	163.5
4	192 Jacques DUYVER	BEL	Kessel Racing		S EU	16	31:32.056	+11.373	159.7	2	1:56.571	162.0
5	128 Christian KINCH	SWE	Lueg Sportivo		S EU	16	31:32.645	+11.962	159.6	4	1:57.192	161.1
6	199 Dirk ADAMSKI	DEU	Autohaus Saggio		S EU	16	31:32.774	+12.091	159.6	12	1:56.953	161.4
7	144 Vladimir HLADIK	CZE	Scuderia Praha		S EU	16	31:33.236	+12.553	159.6	2	1:56.363	162.3
8	112 Rick LOVAT	CAN	Kessel Racing		S EU	16	31:35.120	+14.437	159.4	2	1:56.907	161.5
9	151 Thomas LOEFFLAD	DEU	StileF Squadra Corse		S EU	16	31:35.487	+14.804	159.4	5	1:56.955	161.4
10	259 John FARANO	CAN	Ferrari of Ft. Lauderdale		P NA	16	31:39.440	+18.757	159.1	6	1:56.178	162.5
11	177 Fons SCHELTEMA	NLD	Kessel Racing		S EU	16	31:40.137	+19.454	159.0	6	1:57.050	161.3
12	198 Eric CHEUNG	CAN	AF Corse		S EU	16	31:43.824	+23.141	158.7	4	1:57.276	161.0
13	161 Thomas GOSTNER	ITA	Ineco - MP Racing		S EU	16	31:44.127	+23.444	158.7	5	1:57.253	161.0
14	218 James WEILAND	USA	Ferrari of San Francisco		AM NA	16	31:45.798	+25.115	158.5	6	1:57.347	160.9
15	291 Anthony IMPERATO	USA	Ferrari of Long Island		AM NA	16	31:50.905	+30.222	158.1	8	1:57.145	161.2
16	131 Kriton LENDOUDIS	GRC	AF Corse		S EU	16	31:50.951	+30.268	158.1	8	1:57.629	160.5
17	127 Tommy LINDROTH	SWE	Baron Service		S EU	16	32:00.778	+40.095	157.3	5	1:57.763	160.3
18	208 Mike ZOI	USA	Ferrari of Ft. Lauderdale		AM NA	16	32:01.256	+40.573	157.2	15	1:57.979	160.0
19	266 Ross GARBER	USA	Ferrari of San Francisco		AM NA	16	32:01.438	+40.755	157.2	13	1:56.698	161.8
20	319 Chris CAGNAZZI	USA	Ferrari of Long Island		S NA	16	32:10.001	+49.318	156.5	11	1:58.667	159.1
21	399 Barry ZEKELMAN	CAN	Ferrari of Ontario		S NA	16	32:10.341	+49.658	156.5	11	1:58.048	160.0
22	133 Murat Ruhl CUHADAROGLU	TUR	Kessel Racing		S EU	16	32:14.208	+53.525	156.2	3	1:58.365	159.5
23	361 Jean-Claude SAADA	USA	Boardwalk Ferrari		S NA	16	32:14.543	+53.860	156.2	12	1:58.889	158.8
24	233 Arthur ROMANELLI	USA	The Collection		AM NA	16	32:24.846	+1:04.163	155.3	3	1:58.461	159.4
25	173 Corinna GOSTNER	ITA	Ineco - MP Racing		S EU	16	32:27.466	+1:06.783	155.1	10	1:59.488	158.0
26	377 Joe COURTNEY	USA	Miller Motor Cars		S NA	16	32:27.506	+1:06.823	155.1	11	1:58.820	158.9
27	316 Al DELATTRE	USA	Miller Motor Cars		S NA	16	32:28.960	+1:08.277	155.0	11	1:58.558	159.3
28	113 Paul VAN LOENHOUT	AUS	AF Corse		S EU	16	32:37.554	+1:16.871	154.3	3	1:57.538	160.6
29	312 Dan O'NEAL	USA	Ferrari of Ft. Lauderdale		S NA	16	32:40.166	+1:19.483	154.1	12	1:59.143	158.5
30	183 Manuela GOSTNER	ITA	Ineco - MP Racing		S EU	16	32:52.363	+1:31.680	153.2	3	1:57.665	160.5
31	187 Roberto CAVA	ITA	Rosscorsa		S EU	16	33:02.381	+1:41.698	152.4	4	2:01.497	155.4
32	378 Al HEGYI	USA	Ferrari of Newport Beach		S NA	16	33:02.934	+1:42.251	152.4	4	2:00.229	157.1
33	195 Christian HOBOHM	SWE	Scuderia Autoropa		S EU	15	31:54.511	1 Lap	147.9	12	2:03.622	152.7
34	117 Dusan PALCR	CZE	Scuderia Praha		S EU	15	32:31.180	1 Lap	145.2	14	1:59.055	158.6

Not classified:

111	Holger HARMSEN	DEU	Lueg Sportivo		S EU	10	25:53.965			7	1:59.144	158.5
277	Emmanuel ANASSIS	CAN	Ferrari of Quebec		P NA	3	6:04.844			3	1:56.006	162.8

Pole Position

G. SINGHANIA

1:54.377

Fastest Lap

Lap 5

Gregory ROMANELLI

1:55.487

163.5 Kph