




Trofeo **PIRELLI**

**HUBLOT**



## COPPA SHELL

VALENCIA

Qualifying 1

VALENCIA 4.005 m.

### Provisional Classification

Nr.	Driver	Nat	Team	Car	Time	Lap	Total	Gap	Kph	
1	192 Jacques DUYVER	BEL	Kessel Racing		<b>1:36.629</b>	3	7	-	-	<b>149.2</b>
2	180 Gautam SINGHANIA	IND	Kessel Racing		<b>1:37.369</b>	6	8	+0.740	+0.740	<b>148.1</b>
3	177 Fons SCHELTEMA	NLD	Kessel Racing	GE	<b>1:37.401</b>	4	10	+0.772	+0.032	<b>148.0</b>
4	112 Rick LOVAT	CAN	Kessel Racing	GE	<b>1:37.668</b>	4	9	+1.039	+0.267	<b>147.6</b>
5	198 Eric CHEUNG	CAN	AF Corse		<b>1:37.681</b>	7	10	+1.052	+0.013	<b>147.6</b>
6	181 Erich PRINOTH	ITA	Ineco - MP Racing	GE	<b>1:37.736</b>	3	6	+1.107	+0.055	<b>147.5</b>
7	128 Christian KINCH	SWE	Lueg Sportivo		<b>1:38.017</b>	4	10	+1.388	+0.281	<b>147.1</b>
8	161 Thomas GOSTNER	ITA	Ineco - MP Racing	GE	<b>1:38.416</b>	5	10	+1.787	+0.399	<b>146.5</b>
9	111 Holger HARMSEN	DEU	Lueg Sportivo		<b>1:38.543</b>	8	13	+1.914	+0.127	<b>146.3</b>
10	183 Manuela GOSTNER	ITA	Ineco - MP Racing		<b>1:38.572</b>	4	14	+1.943	+0.029	<b>146.3</b>
11	127 Tommy LINDROTH	SWE	Baron Service		<b>1:38.620</b>	8	11	+1.991	+0.048	<b>146.2</b>
12	173 Corinna GOSTNER	ITA	Ineco - MP Racing		<b>1:39.051</b>	5	13	+2.422	+0.431	<b>145.6</b>
13	131 Kriton LENDOUDIS	GRC	AF Corse	GE	<b>1:39.395</b>	6	11	+2.766	+0.344	<b>145.1</b>
14	133 Murat Ruhu CUHADAROGLU	TUR	Kessel Racing		<b>1:39.495</b>	9	10	+2.866	+0.100	<b>144.9</b>
15	195 Christian HOBHOM	SWE	Scuderia Autoropa	GE	<b>1:45.969</b>	7	9	+9.340	+6.474	<b>136.1</b>

**Fastest Lap**

Lap 3

Jacques DUYVER


**1:36.629**

149.2 Kph



Trofeo **IRELLI**

**HUBLOT**



VALENCIA 4.005 m.

## COPPA SHELL

VALENCIA

Race 1 (35')

### Final Classification

Drivers	Nat	Team	Vehicle	Class	Laps	Total Time	Gap	Kph	Best Lap		
									Lap	Time	Kph
1 192 Jacques DUYVER	BEL	Kessel Racing			22	<b>36:26.685</b>	-	145.1	7	<b>1:38.426</b>	146.5
2 180 Gautam SINGHANIA	IND	Kessel Racing			22	<b>36:42.184</b>	+15.499	144.0	2	<b>1:39.014</b>	145.6
3 177 Fons SCHELEMA	NLD	Kessel Racing		GE	22	<b>36:43.203</b>	+16.518	144.0	2	<b>1:39.147</b>	145.4
4 161 Thomas GOSTNER	ITA	Ineco - MP Racing		GE	22	<b>36:56.777</b>	+30.092	143.1	6	<b>1:39.579</b>	144.8
5 111 Holger HARMSEN	DEU	Lueg Sportivo			22	<b>36:58.319</b>	+31.634	143.0	7	<b>1:39.795</b>	144.5
6 112 Rick LOVAT	CAN	Kessel Racing		GE	22	<b>36:59.935</b>	+33.250	142.9	19	<b>1:39.761</b>	144.5
7 128 Christian KINCH	SWE	Lueg Sportivo			22	<b>37:01.966</b>	+35.281	142.8	17	<b>1:39.865</b>	144.4
8 181 Erich PRINOTH	ITA	Ineco - MP Racing		GE	22	<b>37:02.718</b>	+36.033	142.7	7	<b>1:38.932</b>	145.7
9 127 Tommy LINDROTH	SWE	Baron Service			22	<b>37:14.117</b>	+47.432	142.0	15	<b>1:40.215</b>	143.9
10 183 Manuela GOSTNER	ITA	Ineco - MP Racing			22	<b>37:15.376</b>	+48.691	141.9	13	<b>1:39.855</b>	144.4
11 198 Eric CHEUNG	CAN	AF Corse			22	<b>37:16.047</b>	+49.362	141.9	2	<b>1:38.865</b>	145.8
12 131 Kriton LENDOUDIS	GRC	AF Corse		GE	22	<b>37:17.540</b>	+50.855	141.8	8	<b>1:40.412</b>	143.6
13 173 Corinna GOSTNER	ITA	Ineco - MP Racing			22	<b>37:28.889</b>	+1:02.204	141.0	10	<b>1:40.105</b>	144.0
14 195 Christian HOBOMM	SWE	Scuderia Autoropa		GE	20	<b>36:47.546</b>	2 Laps	130.6	18	<b>1:46.207</b>	135.8
15 133 Murat Ruhi CUHADAROGLU	TUR	Kessel Racing			20	<b>37:46.770</b>	2 Laps	127.2	16	<b>1:40.606</b>	143.3

**Pole Position**

J. DUYVER

**1:36.629**

149.2 Kph

**Fastest Lap**

Lap 7


Jacques DUYVER

**1:38.426**

146.5 Kph



Trofeo



VALENCIA 4.005 m.

## COPPA SHELL

VALENCIA

Qualifying 2

### Provisional Classification

Nr.	Driver	Nat	Team	Car	Time	Lap	Total	Gap	Kph	
1	177 Fons SCHELTEMA	NLD	Kessel Racing		GE	<b>1:37.494</b>	5 10	-	-	<b>147.9</b>
2	181 Erich PRINOTH	ITA	Ineco - MP Racing		GE	<b>1:37.518</b>	7 10	+0.024	+0.024	<b>147.8</b>
3	192 Jacques DUUYER	BEL	Kessel Racing			<b>1:37.525</b>	10 10	+0.031	+0.007	<b>147.8</b>
4	198 Eric CHEUNG	CAN	AF Corse			<b>1:37.618</b>	9 10	+0.124	+0.093	<b>147.7</b>
5	180 Gautam SINGHANIA	IND	Kessel Racing			<b>1:37.776</b>	14 15	+0.282	+0.158	<b>147.5</b>
6	128 Christian KINCH	SWE	Lueg Sportivo			<b>1:37.906</b>	12 13	+0.412	+0.130	<b>147.3</b>
7	112 Rick LOVAT	CAN	Kessel Racing		GE	<b>1:38.052</b>	13 15	+0.558	+0.146	<b>147.0</b>
8	131 Kriton LENDOUDIS	GRC	AF Corse		GE	<b>1:38.143</b>	10 13	+0.649	+0.091	<b>146.9</b>
9	183 Manuela GOSTNER	ITA	Ineco - MP Racing			<b>1:38.221</b>	10 15	+0.727	+0.078	<b>146.8</b>
10	161 Thomas GOSTNER	ITA	Ineco - MP Racing		GE	<b>1:38.318</b>	11 14	+0.824	+0.097	<b>146.6</b>
11	133 Murat Ruhu CUHADAROGLU	TUR	Kessel Racing			<b>1:38.415</b>	9 14	+0.921	+0.097	<b>146.5</b>
12	111 Holger HARMSEN	DEU	Lueg Sportivo			<b>1:38.517</b>	9 14	+1.023	+0.102	<b>146.4</b>
13	127 Tommy LINDROTH	SWE	Baron Service			<b>1:38.675</b>	11 14	+1.181	+0.158	<b>146.1</b>
14	173 Corinna GOSTNER	ITA	Ineco - MP Racing			<b>1:39.811</b>	9 15	+2.317	+1.136	<b>144.5</b>
15	195 Christian HOBHOM	SWE	Scuderia Autoropa		GE	<b>1:46.173</b>	5 8	+8.679	+6.362	<b>135.8</b>

Fastest Lap

Lap 5

Fons SCHELTEMA


**1:37.494**

147.9 Kph



Trofeo **IRELLI**

**HUBLOT**



VALENCIA 4.005 m.

## COPPA SHELL

VALENCIA

Race 2 (35')

### Final Classification

Drivers	Nat	Team	Vehicle	Class	Laps	Total Time	Gap	Kph	Best Lap		
									Lap	Time	Kph
<b>1</b> 192 Jacques DUYVER	BEL	Kessel Racing			21	<b>35:11.495</b>	-	143.4	2	<b>1:38.425</b>	146.5
<b>2</b> 180 Gautam SINGHANIA	IND	Kessel Racing			21	<b>35:19.387</b>	+7.892	142.9	3	<b>1:39.200</b>	145.3
<b>3</b> 177 Fons SCHELTEMA	NLD	Kessel Racing		GE	21	<b>35:20.712</b>	+9.217	142.8	3	<b>1:39.303</b>	145.2
<b>4</b> 112 Rick LOVAT	CAN	Kessel Racing		GE	21	<b>35:22.206</b>	+10.711	142.7	2	<b>1:39.558</b>	144.8
<b>5</b> 183 Manuela GOSTNER	ITA	Ineco - MP Racing			21	<b>35:30.037</b>	+18.542	142.1	10	<b>1:39.969</b>	144.2
<b>6</b> 161 Thomas GOSTNER	ITA	Ineco - MP Racing		GE	21	<b>35:30.817</b>	+19.322	142.1	11	<b>1:39.935</b>	144.3
<b>7</b> 128 Christian KINCH	SWE	Lueg Sportivo			21	<b>35:41.458</b>	+29.963	141.4	2	<b>1:40.598</b>	143.3
<b>8</b> 111 Holger HARMSEN	DEU	Lueg Sportivo			21	<b>35:45.093</b>	+33.598	141.1	9	<b>1:40.844</b>	143.0
<b>9</b> 127 Tommy LINDROTH	SWE	Baron Service			21	<b>35:47.908</b>	+36.413	141.0	18	<b>1:40.082</b>	144.1
<b>10</b> 173 Corinna GOSTNER	ITA	Ineco - MP Racing			21	<b>36:05.281</b>	+53.786	139.8	13	<b>1:41.201</b>	142.5
<b>11</b> 198 Eric CHEUNG	CAN	AF Corse			21	<b>36:11.514</b>	+1:00.019	139.4	2	<b>1:40.619</b>	143.3
<b>12</b> 195 Christian HOB OHM	SWE	Scuderia Autoropa		GE	20	<b>36:45.054</b>	1 Lap	130.8	16	<b>1:46.739</b>	135.1
<b>13</b> 131 Kriton LEND OUDIS	GRC	AF Corse		GE	17	<b>36:09.283</b>	4 Laps	113.0	10	<b>1:41.035</b>	142.7
<b>Not classified:</b>											
181 Erich PRINOTH	ITA	Ineco - MP Racing		GE	13	<b>21:39.813</b>			3	<b>1:38.778</b>	146.0
133 Murat Ruhi CUHADAR OGLU	TUR	Kessel Racing			12	<b>20:36.693</b>			9	<b>1:41.424</b>	142.2

**Pole Position**

F. SCHELTEMA

**1:37.494**

147.9 Kph

**Fastest Lap**

Lap 2

Jacques DUYVER

**1:38.425**

146.5 Kph

