
TROFEO PIRELLI COPPA SHELL
ISTANBUL

Qualifying 1

Final Classification

Nr.	Driver	Nat	Team	Car	Time	Lap	Total	Gap	Kph	
1	192 Jacques DUYVER	BEL	Motor Piacenza		2:06.132	12	13	-	-	152.4
2	123 Massimiliano BIANCHI	ITA	Kessel Racing		2:06.457	7	9	+0.325	+0.325	152.0
3	177 Fons SCHELTEMA	NLD	Kessel Racing		2:06.943	12	13	+0.811	+0.486	151.4
4	112 Rick LOVAT	CAN	Kessel Racing		2:07.503	13	13	+1.371	+0.560	150.7
5	198 Eric CHEUNG	CAN	Motor Piacenza		2:08.234	12	12	+2.102	+0.731	149.9
6	199 Dirk ADAMSKI	DEU	Saggio Racing Team		2:08.368	7	12	+2.236	+0.134	149.7
7	127 Tommy LINDROTH	SWE	Baron Service		2:08.510	12	12	+2.378	+0.142	149.5
8	132 Andreas SEGLER	DEU	Rosscorsa - Pellin Racing		2:09.784	13	13	+3.652	+1.274	148.1
9	128 Christian KINCH	SWE	Baron Service		2:10.385	11	12	+4.253	+0.601	147.4
10	160 Manuela GOSTNER	ITA	Ineco - MP Racing		2:10.839	12	12	+4.707	+0.454	146.9
11	155 Holger LANGE	CHE	Foitek Racing		2:10.845	10	11	+4.713	+0.006	146.9
12	131 Kriton LENDOUDIS	GRC	Motor Piacenza		2:10.994	13	13	+4.862	+0.149	146.7
13	159 Corinna GOSTNER	ITA	Ineco - MP Racing		2:11.378	12	12	+5.246	+0.384	146.3
14	178 Peter GOERKE	CHE	Kessel Racing		2:12.071	12	12	+5.939	+0.693	145.5
15	149 Rupert MARTIN	GBR	Motor Piacenza		2:13.942	12	12	+7.810	+1.871	143.5
16	183 Maxim LUKYANOV	RUS	Motor Piacenza		2:14.050	12	13	+7.918	+0.108	143.4
17	195 Christian HOBHAM	SWE	Autoropa		2:14.380	10	12	+8.248	+0.330	143.0
18	181 Erich PRINOTH	ITA	Ineco - MP Racing		2:26.485	2	2	+20.353	+12.105	131.2

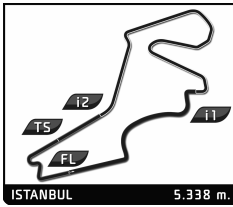
Fastest Lap	Lap 12	Jacques DUYVER	2:06.132	152.4 Kph
--------------------	--------	----------------	-----------------	-----------

Published at:

Track Status:

WET

Stewards:	Timekeeper:
------------------	--------------------


TROFEO PIRELLI COPPA SHELL

ISTANBUL

Race 1 (30')

Final Classification

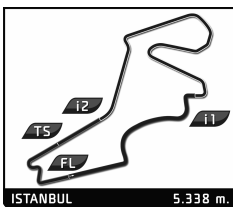
Drivers	Nat	Team	Vehicle	Class	Laps	Total Time	Gap	Kph	Best Lap		
									Lap	Time	Kph
1 112 Rick LOVAT	CAN	Kessel Racing		GE	15	31:05.785	-	154.5	3	2:03.163	156.0
2 123 Massimiliano BIANCHI	ITA	Kessel Racing			15	31:10.465	+4.680	154.1	9	2:03.562	155.5
3 192 Jacques DUUYVER	BEL	Motor Piacenza			15	31:12.740	+6.955	153.9	3	2:03.684	155.4
4 177 Fons SCHELTEMA	NLD	Kessel Racing		GE	15	31:15.125	+9.340	153.7	7	2:03.873	155.1
5 127 Tommy LINDROTH	SWE	Baron Service			15	31:27.946	+22.161	152.7	3	2:04.315	154.6
6 199 Dirk ADAMSKI	DEU	Saggio Racing Team			15	31:31.933	+26.148	152.4	14	2:03.994	155.0
7 181 Erich PRINOTH	ITA	Ineco - MP Racing		GE	15	31:34.695	+28.910	152.1	3	2:04.408	154.5
8 132 Andreas SEGLER	DEU	Rossocorsa - Pellin Racing			15	31:41.536	+35.751	151.6	3	2:04.629	154.2
9 149 Rupert MARTIN	GBR	Motor Piacenza		GE	15	32:01.121	+55.336	150.0	3	2:05.241	153.4
10 198 Eric CHEUNG	CAN	Motor Piacenza			15	32:03.427	+57.642	149.9	3	2:04.183	154.7
11 155 Holger LANGE	CHE	Foitek Racing		GE	15	32:03.639	+57.854	149.8	6	2:06.363	152.1
12 131 Kriton LENDOUDIS	GRC	Motor Piacenza			15	32:04.465	+58.680	149.8	4	2:06.936	151.4
13 159 Corinna GOSTNER	ITA	Ineco - MP Racing			15	32:10.742	+1:04.957	149.3	2	2:04.944	153.8
14 128 Christian KINCH	SWE	Baron Service			15	32:34.775	+1:28.990	147.5	4	2:05.328	153.3
15 160 Manuela GOSTNER	ITA	Ineco - MP Racing			15	32:36.033	+1:30.248	147.4	4	2:06.137	152.3
16 178 Peter GOERKE	CHE	Kessel Racing			15	32:36.915	+1:31.130	147.3	8	2:05.755	152.8
17 183 Maxim LUKYANOV	RUS	Motor Piacenza			15	33:12.526	+2:06.741	144.7	4	2:11.170	146.5
18 195 Christian HOBBOHM	SWE	Autoropa		GE	14	32:16.442	1 Lap	138.9	4	2:11.409	146.2

Pole Position		R. LOVAT	2:07.503	150.7 Kph
Fastest Lap	Lap 3	Rick LOVAT	2:03.163	156.0 Kph

Published at:

 Track Status: **DRY**

Stewards:	Timekeeper:
------------------	--------------------


TROFEO PIRELLI COPPA SHELL
ISTANBUL

Qualifying 2

Final Classification

Nr.	Driver	Nat	Team	Car	Time	Lap	Total	Gap	Kph	
1	192 Jacques DUYVER	BEL	Motor Piacenza		2:00.301	11	13	-	-	159.7
2	123 Massimiliano BIANCHI	ITA	Kessel Racing		2:00.622	10	11	+0.321	+0.321	159.3
3	112 Rick LOVAT	CAN	Kessel Racing	GE	2:00.660	10	12	+0.359	+0.038	159.3
4	177 Fons SCHELTEMA	NLD	Kessel Racing	GE	2:01.510	11	12	+1.209	+0.850	158.1
5	127 Tommy LINDROTH	SWE	Baron Service		2:01.606	10	13	+1.305	+0.096	158.0
6	199 Dirk ADAMSKI	DEU	Saggio Racing Team		2:01.634	7	9	+1.333	+0.028	158.0
7	132 Andreas SEGLER	DEU	Rossocorsa - Pellin Racing		2:01.680	11	12	+1.379	+0.046	157.9
8	181 Erich PRINOTH	ITA	Ineco - MP Racing	GE	2:01.997	9	12	+1.696	+0.317	157.5
9	128 Christian KINCH	SWE	Baron Service		2:02.648	10	13	+2.347	+0.651	156.7
10	198 Eric CHEUNG	CAN	Motor Piacenza		2:03.277	10	11	+2.976	+0.629	155.9
11	178 Peter GOERKE	CHE	Kessel Racing		2:04.020	13	13	+3.719	+0.743	154.9
12	149 Rupert MARTIN	GBR	Motor Piacenza	GE	2:04.270	12	13	+3.969	+0.250	154.6
13	155 Holger LANGE	CHE	Foitek Racing	GE	2:04.557	8	9	+4.256	+0.287	154.3
14	160 Manuela GOSTNER	ITA	Ineco - MP Racing		2:04.959	13	13	+4.658	+0.402	153.8
15	131 Kriton LENDOUDIS	GRC	Motor Piacenza		2:05.547	12	13	+5.246	+0.588	153.1
16	159 Corinna GOSTNER	ITA	Ineco - MP Racing		2:05.547	13	13	+5.246	+0.000	153.1
17	183 Maxim LUKYANOV	RUS	Motor Piacenza		2:06.799	11	12	+6.498	+1.252	151.6
18	195 Christian HOBHAM	SWE	Autoropa	GE	2:12.464	9	9	+12.163	+5.665	145.1

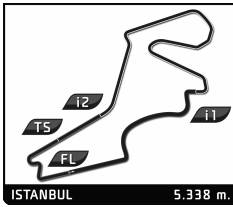
Fastest Lap	Lap 11	Jacques DUYVER	2:00.301	159.7 Kph
--------------------	--------	----------------	-----------------	-----------

Published at:

Track Status:

WET

Stewards:	Timekeeper:
------------------	--------------------


TROFEO PIRELLI COPPA SHELL

ISTANBUL

Race 2 (30')

Final Classification

Drivers	Nat	Team	Vehicle	Class	Laps	Total Time	Gap	Kph	Best Lap		
									Lap	Time	Kph
1 192 Jacques DUYVER	BEL	Motor Piacenza			15	30:58.159	-	155.1	2	2:03.061	156.2
2 177 Fons SCHELTEMA	NLD	Kessel Racing		GE	15	30:58.826	+0.667	155.1	10	2:03.573	155.5
3 123 Massimiliano BIANCHI	ITA	Kessel Racing			15	31:02.763	+4.604	154.7	2	2:03.123	156.1
4 181 Erich PRINOTH	ITA	Ineco - MP Racing		GE	15	31:05.544	+7.385	154.5	2	2:02.773	156.5
5 127 Tommy LINDROTH	SWE	Baron Service			15	31:07.194	+9.035	154.4	3	2:03.365	155.8
6 132 Andreas SEGLER	DEU	Rosscorsa - Pellin Racing			15	31:13.978	+15.819	153.8	2	2:03.672	155.4
7 128 Christian KINCH	SWE	Baron Service			15	31:22.052	+23.893	153.2	5	2:04.063	154.9
8 112 Rick LOVAT	CAN	Kessel Racing		GE	15	31:28.332	+30.173	152.6	3	2:03.671	155.4
9 198 Eric CHEUNG	CAN	Motor Piacenza			15	31:43.439	+45.280	151.4	3	2:04.229	154.7
10 159 Corinna GOSTNER	ITA	Ineco - MP Racing			15	31:47.668	+49.509	151.1	5	2:05.366	153.3
11 160 Manuela GOSTNER	ITA	Ineco - MP Racing			15	31:48.297	+50.138	151.1	5	2:05.733	152.8
12 131 Kriton LENDOUDIS	GRC	Motor Piacenza			15	31:48.866	+50.707	151.0	13	2:04.563	154.3
13 149 Rupert MARTIN	GBR	Motor Piacenza		GE	15	31:51.153	+52.994	150.8	3	2:03.890	155.1
14 178 Peter GOERKE	CHE	Kessel Racing			15	32:05.786	+1:07.627	149.7	5	2:05.717	152.9
15 183 Maxim LUKYANOV	RUS	Motor Piacenza			15	32:20.541	+1:22.382	148.5	13	2:06.922	151.4
16 195 Christian HOBBOHM	SWE	Autoropa		GE	14	31:33.985	1 Lap	142.0	13	2:13.002	144.5
17 199 Dirk ADAMSKI	DEU	Saggio Racing Team			13	27:13.721	2 Laps	152.9	7	2:03.312	155.8

Not classified:

155 Holger LANGE	CHE	Foitek Racing		GE	2	4:50.972					
------------------	-----	---------------	--	----	---	-----------------	--	--	--	--	--

Pole Position		F. SCHELTEMA	2:01.510	158.1 Kph
Fastest Lap	Lap 2	Erich PRINOTH	2:02.773	156.5 Kph

25 SECONDS PENALTY TO CAR 149 - JUMP START

Published at:

Track Status:

DRY

Stewards:	Timekeeper:
------------------	--------------------