
TROFEO PIRELLI COPPA SHELL

MONZA

Qualifying 1

Final Classification

Nr.	Driver	Nat	Team	Car	Time	Lap	Total	Gap	Kph	
1	181 Erich PRINOTH	ITA	Ineco - MP Racing	GE	1:52.217	7	8	-	-	185.8
2	199 Dirk ADAMSKI	DEU	Saggio Racing Team		1:52.222	5	5	+0.005	+0.005	185.8
3	192 Jacques DUYVER	BEL	Stratstone Ferrari		1:52.466	4	7	+0.249	+0.244	185.4
4	123 Massimiliano BIANCHI	ITA	Kessel Racing		1:52.744	3	7	+0.527	+0.278	185.0
5	128 Christian KINCH	SWE	Baron Service		1:53.212	10	10	+0.995	+0.468	184.2
6	167 Rick LOVAT	CAN	Kessel Racing	GE	1:53.236	6	10	+1.019	+0.024	184.2
7	151 Thomas LOEFFLAD	DEU	StileF Squadra Corse		1:53.321	7	12	+1.104	+0.085	184.0
8	177 Fons SCHELTEMA	NLD	Kessel Racing	GE	1:53.420	9	9	+1.203	+0.099	183.9
9	111 Holger HARMSEN	GER	Lueg Sportivo		1:53.785	4	5	+1.568	+0.365	183.3
10	161 Thomas GOSTNER	ITA	Ineco - MP Racing	GE	1:53.990	9	14	+1.773	+0.205	183.0
11	136 Marco GALASSI	SMR	Motor - Malucelli		1:54.118	4	11	+1.901	+0.128	182.7
12	127 Tommy LINDROTH	SWE	Baron Service		1:54.375	5	15	+2.158	+0.257	182.3
13	155 Holger LANGE	CHE	Foitek Racing	GE	1:54.562	8	10	+2.345	+0.187	182.0
14	109 Luca GELLI	ITA	Rossocorsa		1:54.670	10	11	+2.453	+0.108	181.9
15	178 Peter GOERKE	CHE	Kessel Racing		1:54.702	8	9	+2.485	+0.032	181.8
16	149 Rupert MARTIN	GBR	Motor Piacenza	GE	1:55.427	13	13	+3.210	+0.725	180.7
17	170 Klaus HRUBESCH	DEU	Gohm Motorsport		1:56.708	10	11	+4.491	+1.281	178.7

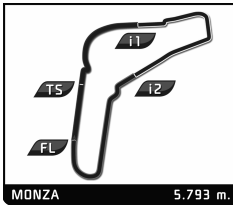
Fastest Lap	Lap 7	Erich PRINOTH	1:52.217	185.8 Kph
--------------------	-------	---------------	-----------------	-----------

Published at:

Track Status:

DRY

Stewards:	Timekeeper:
------------------	--------------------



MONZA

TROFEO PIRELLI COPPA SHELL

Race 1 (30')

Final Classification


Drivers	Nat	Team	Vehicle	Class	Laps	Total Time	Gap	Kph	Best Lap		
									Lap	Time	Kph
1 199 Dirk ADAMSKI	DEU	Saggio Racing Team			16	30:28.935	-	182.4	13	1:53.629	183.5
2 123 Massimiliano BIANCHI	ITA	Kessel Racing			16	30:29.294	+0.359	182.4	13	1:53.698	183.4
3 192 Jacques DUYVER	BEL	Stratstone Ferrari			16	30:31.645	+2.710	182.2	7	1:53.415	183.9
4 167 Rick LOVAT	CAN	Kessel Racing		GE	16	30:42.490	+13.555	181.1	9	1:53.645	183.5
5 177 Fons SCHELEMA	NLD	Kessel Racing		GE	16	30:45.059	+16.124	180.8	14	1:53.952	183.0
6 136 Marco GALASSI	SMR	Motor - Malucelli			16	30:50.692	+21.757	180.3	15	1:54.203	182.6
7 111 Holger HARMSSEN	GER	Lueg Sportivo			16	30:52.036	+23.101	180.2	6	1:54.453	182.2
8 151 Thomas LOEFFLAD	DEU	StileF Squadra Corse			16	30:52.801	+23.866	180.1	9	1:53.917	183.1
9 161 Thomas GOSTNER	ITA	Ineco - MP Racing		GE	16	30:55.405	+26.470	179.8	14	1:54.184	182.6
10 181 Erich PRINOTH	ITA	Ineco - MP Racing		GE	16	31:06.419	+37.484	178.8	11	1:54.157	182.7
11 109 Luca GELLI	ITA	Rossocorsa			16	31:28.468	+59.533	176.7	7	1:56.494	179.0
12 149 Rupert MARTIN	GBR	Motor Piacenza		GE	16	31:30.294	+1:01.359	176.5	14	1:56.399	179.2
13 155 Holger LANGE	CHE	Foitek Racing		GE	16	31:30.489	+1:01.554	176.5	14	1:56.011	179.8
14 127 Tommy LINDROTH	SWE	Baron Service			16	31:31.815	+1:02.880	176.4	16	1:55.670	180.3
15 170 Klaus HRUBESCH	DEU	Gohm Motorsport		GE	16	31:41.551	+1:12.616	175.5	12	1:56.851	178.5
16 128 Christian KINCH	SWE	Baron Service			16	31:52.617	+1:23.682	174.5	11	1:55.566	180.5
17 178 Peter GOERKE	CHE	Kessel Racing			8	15:52.142	8 Laps	175.2	5	1:55.885	180.0

Pole Position		E. PRINOTH	1:52.217	185.8 Kph
Fastest Lap	Lap 7	Jacques DUYVER	1:53.415	183.9 Kph

Published at:

 Track Status: **DRY**

Stewards:	Timekeeper:
------------------	--------------------



MONZA 5.793 m.

TROFEO PIRELLI COPPA SHELL

MONZA

Qualifying 2

Final Classification


Nr.	Driver	Nat	Team	Car	Time	Lap	Total	Gap	Kph	
1	181 Erich PRINOTH	ITA	Ineco - MP Racing	GE	1:52.239	9	10	-	-	185.8
2	199 Dirk ADAMSKI	DEU	Saggio Racing Team		1:52.409	4	6	+0.170	+0.170	185.5
3	151 Thomas LOEFFLAD	DEU	StileF Squadra Corse		1:52.589	8	9	+0.350	+0.180	185.2
4	123 Massimiliano BIANCHI	ITA	Kessel Racing		1:52.646	5	6	+0.407	+0.057	185.1
5	177 Fons SCHELTEMA	NLD	Kessel Racing	GE	1:52.815	9	9	+0.576	+0.169	184.9
6	192 Jacques DUUYER	BEL	Stratstone Ferrari		1:52.893	7	10	+0.654	+0.078	184.7
7	128 Christian KINCH	SWE	Baron Service		1:53.217	4	10	+0.978	+0.324	184.2
8	109 Luca GELLI	ITA	Rossocorsa		1:53.630	7	12	+1.391	+0.413	183.5
9	161 Thomas GOSTNER	ITA	Ineco - MP Racing	GE	1:53.634	10	11	+1.395	+0.004	183.5
10	127 Tommy LINDROTH	SWE	Baron Service		1:53.741	9	14	+1.502	+0.107	183.4
11	111 Holger HARMSSEN	GER	Lueg Sportivo		1:53.800	11	13	+1.561	+0.059	183.3
12	167 Rick LOVAT	CAN	Kessel Racing	GE	1:53.801	8	11	+1.562	+0.001	183.3
13	136 Marco GALASSI	SMR	Motor - Malucelli		1:54.009	13	13	+1.770	+0.208	182.9
14	178 Peter GOERKE	CHE	Kessel Racing		1:54.148	10	10	+1.909	+0.139	182.7
15	155 Holger LANGE	CHE	Foitek Racing	GE	1:55.184	7	9	+2.945	+1.036	181.1
16	149 Rupert MARTIN	GBR	Motor Piacenza	GE	1:55.391	13	13	+3.152	+0.207	180.7
17	170 Klaus HRUBESCH	DEU	Gohm Motorsport	GE	1:56.407	10	14	+4.168	+1.016	179.2

Fastest Lap	Lap 9	Erich PRINOTH	1:52.239	185.8 Kph
--------------------	-------	---------------	-----------------	-----------

Published at:

 Track Status: **DRY**

Stewards:	Timekeeper:
------------------	--------------------



MONZA

TROFEO PIRELLI COPPA SHELL

Race 2 (30')

Final Classification

Drivers	Nat	Team	Vehicle	Class	Laps	Total Time	Gap	Kph	Best Lap		
									Lap	Time	Kph
1 177 Fons SCHELTEMA	NLD	Kessel Racing		GE	15	31:34.270	-	165.1	7	1:54.379	182.3
2 123 Massimiliano BIANCHI	ITA	Kessel Racing			15	31:35.038	+0.768	165.1	6	1:54.217	182.6
3 128 Christian KINCH	SWE	Baron Service			15	31:40.116	+5.846	164.6	3	1:55.415	180.7
4 161 Thomas GOSTNER	ITA	Ineco - MP Racing		GE	15	31:41.755	+7.485	164.5	13	1:55.668	180.3
5 111 Holger HARMSSEN	GER	Lueg Sportivo			15	31:42.435	+8.165	164.4	5	1:55.576	180.4
6 167 Rick LOVAT	CAN	Kessel Racing		GE	15	31:44.401	+10.131	164.3	2	1:55.430	180.7
7 151 Thomas LOEFFLAD	DEU	StileF Squadra Corse			15	31:44.785	+10.515	164.2	15	1:54.758	181.7
8 178 Peter GOERKE	CHE	Kessel Racing			15	31:48.409	+14.139	163.9	15	1:56.484	179.0
9 199 Dirk ADAMSKI	DEU	Saggio Racing Team			15	31:48.481	+14.211	163.9	7	1:53.977	183.0
10 155 Holger LANGE	CHE	Foitek Racing		GE	15	31:49.411	+15.141	163.8	14	1:56.323	179.3
11 149 Rupert MARTIN	GBR	Motor Piacenza		GE	15	31:51.844	+17.574	163.6	14	1:56.794	178.6
12 170 Klaus HRUBESCH	DEU	Gohm Motorsport		GE	15	31:59.209	+24.939	163.0	5	1:57.999	176.7
13 127 Tommy LINDROTH	SWE	Baron Service			15	32:58.550	+1:24.280	158.1	5	1:55.564	180.5
14 181 Erich PRINOTH	ITA	Ineco - MP Racing		GE	12	25:46.965	3 Laps	161.8	12	1:54.051	182.9
15 192 Jacques DUYVER	BEL	Stratstone Ferrari			10	21:59.362	5 Laps	158.1	2	1:55.249	181.0
Not classified:											
109 Luca GELLI	ITA	Rossocorsa			6	11:42.431			6	1:55.826	180.1
136 Marco GALASSI	SMR	Motor - Malucelli			2	10:30.865					

Pole Position	E. PRINOTH	1:52.239	185.8 Kph
Fastest Lap	Lap 7 Dirk ADAMSKI	1:53.977	183.0 Kph

Published at:

 Track Status: **DRY**

Stewards:	Timekeeper:
------------------	--------------------